
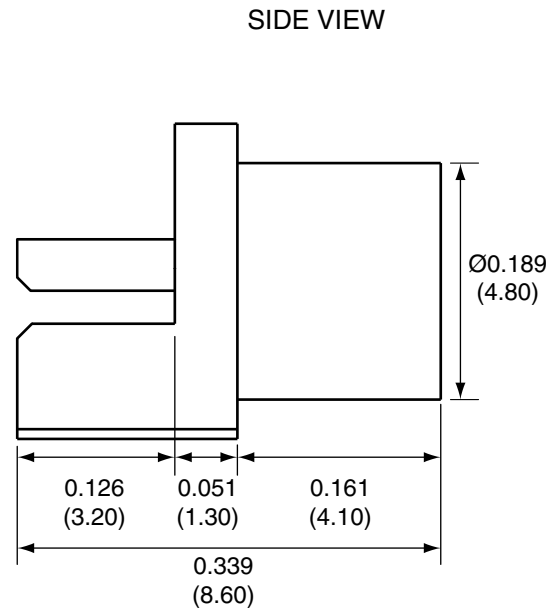
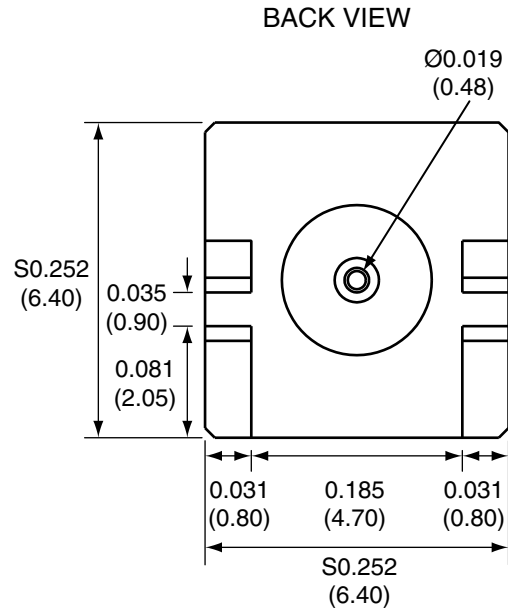


Description	Material	Finish
Body	Brass	Gold
Socket	BE CU	Gold
Insulation	Teflon	Teflon

REVISIONS			
REV	DESCRIPTION	DATE	APPV
B	Board Gap Dimension Corrected	11/16/09	CJ



NOTES: (UNLESS OTHERWISE SPECIFIED)

1. ALL DIMENSIONS ARE IN INCHES [mm].
2. DIMENSIONS APPLY AFTER FINISHING.
3. MANUFACTURE TO BE COMPLIANT WITH EU RoHS DIRECTIVE.
4. SAFETY BREAK ALL SHARP CORNERS AND EDGES .02 MAXIMUM.

WARNING: THIS DRAWING CONTAINS PROPRIETARY INFORMATION THAT IS THE SOLE PROPERTY OF CONNECTOR CITY, AND SHALL BE TREATED AS SUCH. NO DISCLOSURE OR REPRODUCTION OF THIS DOCUMENT IS PERMITTED, IN WHOLE OR IN PART, WITHOUT THE EXPRESS WRITTEN PERMISSION OF CONNECTOR CITY OR ITS DESIGNATED AGENTS.

CONNECTOR CITY 159 ORT LANE
THE VALUE OF CONNECTIONS MERLIN, OR 97532

MATERIAL:	TOLERANCES: .020 [0.50]-.200 [5.00]= ±.008 [0.20] .200 [5.00]-1.200 [30.00]= ±.016 [0.40] 1.20 [30.0]-4.75 [120.0]= ±.024 [0.60] 4.75 [120.0]-12.40 [315.0]= ±.040 [1.0]	PROJECTION: 	TITLE: MCX FEMALE EDGE MOUNT FOR 0.031" THICK BOARD
FINISH:	DRAWN: CJ	DT: 11/16/09	SIZE DWG. NO. REV A CONMCX003.031 B
	ENGR:	DT:	SCALE: 2:1 DO NOT SCALE DRAWING SHEET 1 OF 1