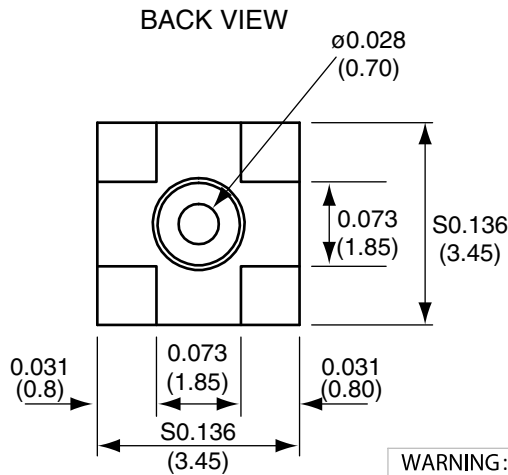
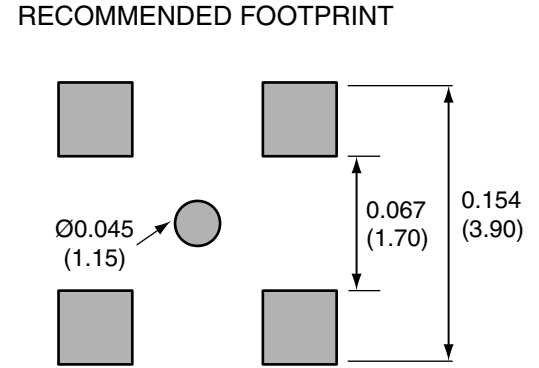
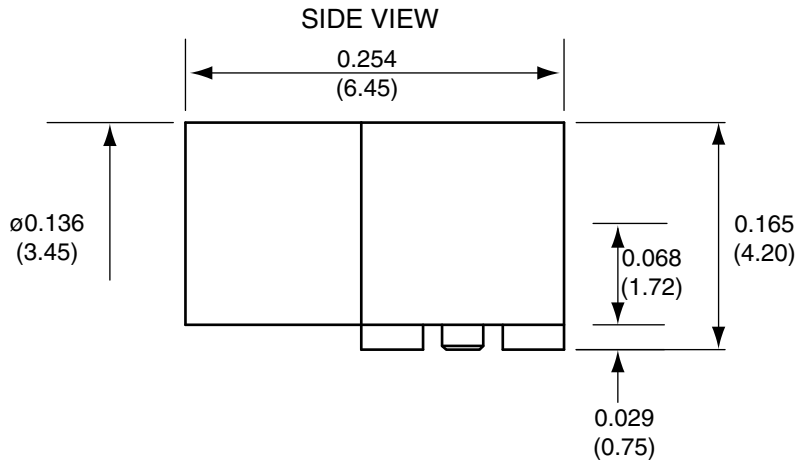


Description	Material	Finish
Body	Brass	Gold
Socket	BE CU	Gold
Insulation	Teflon	Teflon

REVISIONS			
REV	DESCRIPTION	DATE	APPV
A	Initial Release	6/11/07	JH
B	New frame	1/13/10	CJ



- NOTES: (UNLESS OTHERWISE SPECIFIED)
1. ALL DIMENSIONS ARE IN INCHES [mm].
  2. DIMENSIONS APPLY AFTER FINISHING.
  3. MANUFACTURE TO BE COMPLIANT WITH EU RoHS DIRECTIVE.
  4. SAFETY BREAK ALL SHARP CORNERS AND EDGES .02 MAXIMUM.

WARNING: THIS DRAWING CONTAINS PROPRIETARY INFORMATION THAT IS THE SOLE PROPERTY OF CONNECTOR CITY, AND SHALL BE TREATED AS SUCH. NO DISCLOSURE OR REPRODUCTION OF THIS DOCUMENT IS PERMITTED, IN WHOLE OR IN PART, WITHOUT THE EXPRESS WRITTEN PERMISSION OF CONNECTOR CITY OR ITS DESIGNATED AGENTS.

MATERIAL:	TOLERANCES: .020 [0.50]-.200 [5.00]= ±.008 [0.20] .200 [5.00]-1.200 [30.00]= ±.016 [0.40] 1.20 [30.0]-4.75 [120.0]= ±.024 [0.60] 4.75 [120.0]-12.40 [315.0]= ±.040 [1.0]	PROJECTION: 
FINISH:	DRAWN: CJ	DT: 1/13/10
	ENGR:	DT:

**CONNECTOR CITY** THE VALUE OF CONNECTIONS 159 ORT LANE  
MERLIN, OR 97532

TITLE:  
**MMCX Female, Right Angle  
Surface Mount**

SIZE	DWG. NO.	REV
<b>A</b>	<b>CONMMCX002-SMD</b>	<b>B</b>

SCALE: 2:1      DO NOT SCALE DRAWING      SHEET 1 OF 1