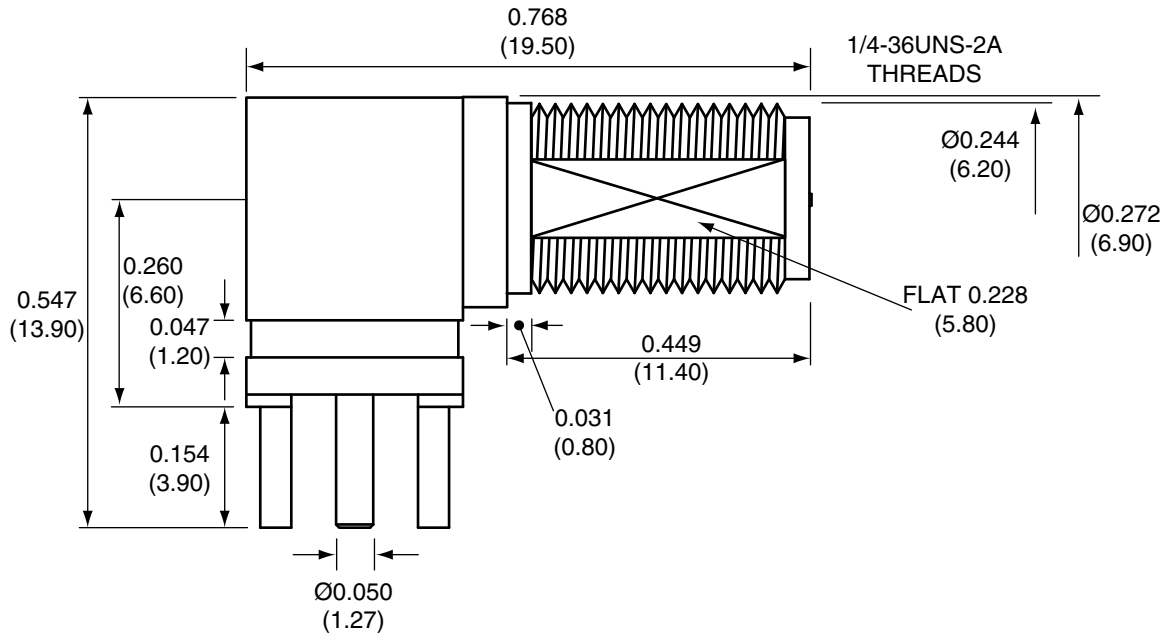


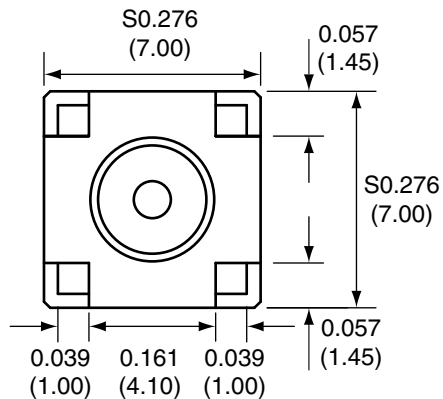
Description	Material	Finish
Body	Brass	Nickel
Pin	Brass	Gold
Insulation	Teflon	Teflon
Washer	Brass	Nickel
Nut	Brass	Nickel

REVISIONS			
REV	DESCRIPTION	DATE	APPV
C	Add Pin Diameter; add flat area to barrel; change nut threads: 2A to 2B	8/21/09	CJ

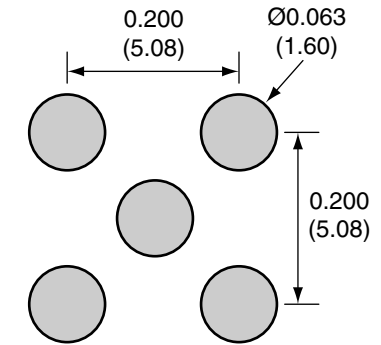
SIDE VIEW



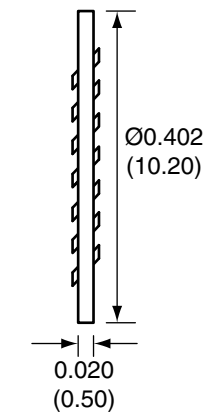
BACK VIEW



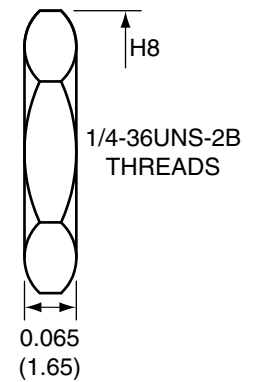
RECOMMENDED FOOTPRINT



WASHER



NUT



NOTES: (UNLESS OTHERWISE SPECIFIED)

1. ALL DIMENSIONS ARE IN INCHES [mm].
2. DIMENSIONS APPLY AFTER FINISHING.
3. MANUFACTURE TO BE COMPLIANT WITH EU RoHS DIRECTIVE.
4. SAFETY BREAK ALL SHARP CORNERS AND EDGES .02 MAXIMUM.

WARNING: THIS DRAWING CONTAINS PROPRIETARY INFORMATION THAT IS THE SOLE PROPERTY OF CONNECTOR CITY, AND SHALL BE TREATED AS SUCH. NO DISCLOSURE OR REPRODUCTION OF THIS DOCUMENT IS PERMITTED, IN WHOLE OR IN PART, WITHOUT THE EXPRESS WRITTEN PERMISSION OF CONNECTOR CITY OR ITS DESIGNATED AGENTS.

MATERIAL:	TOLERANCES: .020 [0.50]-.200 [5.00]= ±.008 [0.20] .200 [5.00]-1.200 [30.00]= ±.016 [0.40] 1.20 [30.0]-4.75 [120.0]= ±.024 [0.60] 4.75 [120.0]-12.40 [315.0]= ±.040 [1.0]	PROJECTION:
FINISH:	DRAWN: CJ	DT: 8/21/09
	ENGR:	DT:

CONNECTOR CITY THE VALUE OF CONNECTIONS 159 ORT LANE
MERLIN, OR 97532

TITLE:
**RP-SMA FEMALE RIGHT ANGLE
PCB MOUNT, EXTENDED**

SIZE A	DWG. NO. CONREVSMA002-L	REV C
SCALE: 2:1	DO NOT SCALE DRAWING	SHEET 1 OF 1