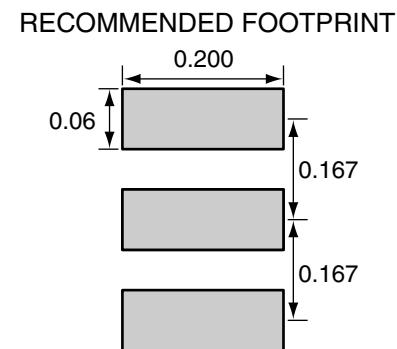
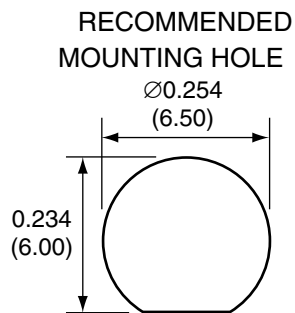
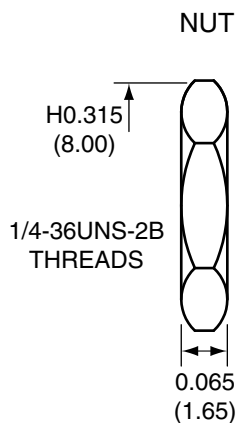
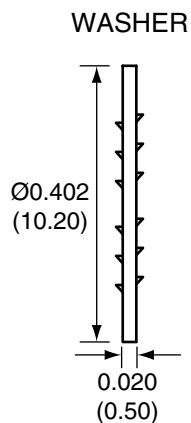
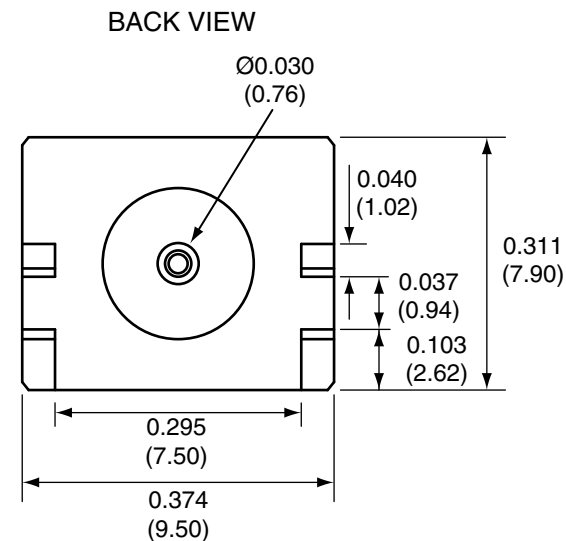
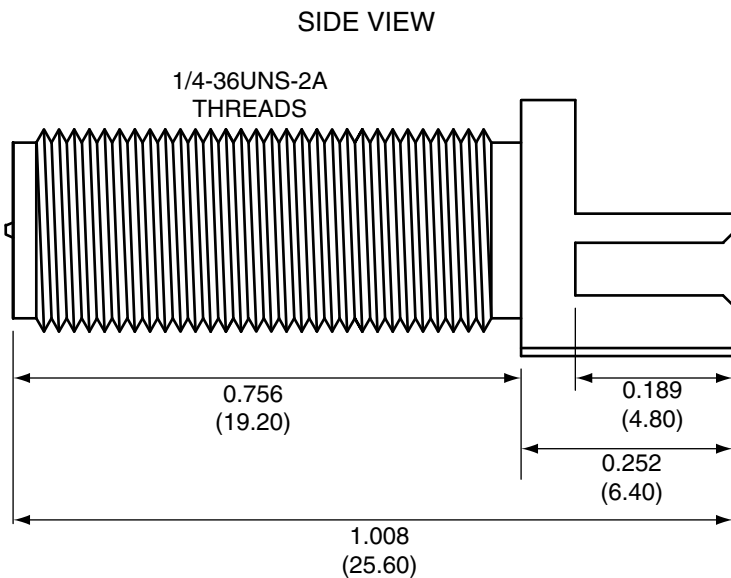


1		
Description	Material	Finish
Body	Brass	Nickel
Pin	BE CU	Gold
Insulation	Teflon	Teflon
Washer	Brass	Nickel
Nut	Brass	Nickel



Title **RP-SMA FEMALE EDGE MOUNT
FOR 0.031" THICK BOARD, EXTENDED**

Part No. **CONREVSMA003.031-L** Revision: **1.0**

Dimensions: **INCHES (mm)** Date: **6/1/2006**

CONNECTOR CITY
159 ORT LANE
MERLIN OR 97532
PH (541)-471-6256
FAX (541)-471-6251

CONNECTOR CITY
THE VALUE OF CONNECTIONS

Sheet 1 of 1